


Instructions for finding, browsing and downloading the catalogues/certificates

Content


Find and browse online catalogues	2
Google Translation Tool	8
Download of catalogues and certificates etc.....	9

Find and browse online catalogues

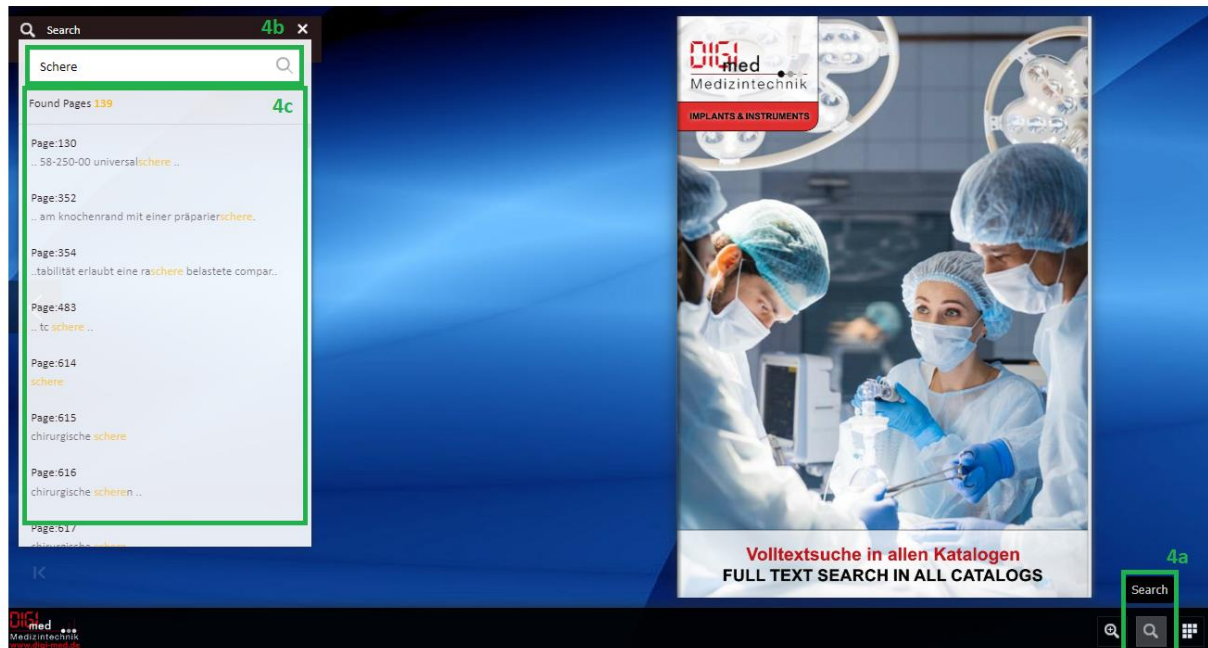
1. Go to link: <https://digi-med.de/Home> (number 1)
2. Select products tab (number 2), here you can select all product catalogues and a complete catalogue with all products (full-text search / all catalogues).




3. Under Full-text search/ all catalogues you can search for articles in all catalogues at the same time (number 3).



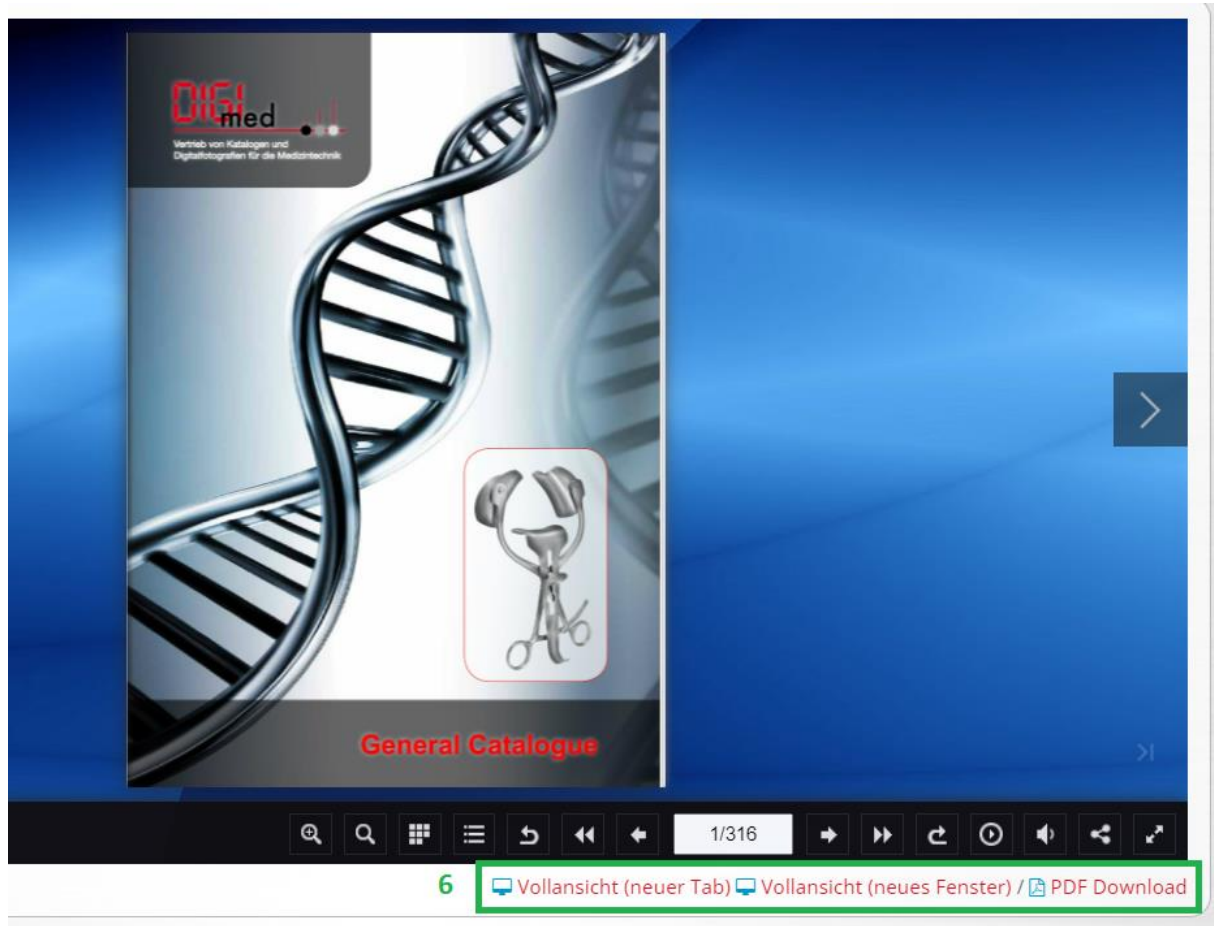
To do this, enter the author names (e.g. scissor name) or article number via the magnifying glass in the complete catalogue called up. The hits will be displayed in the corresponding catalogue (number 4).



4. You can also select a single catalog of your choice, e.g. Surgical Instruments (number 5), open with Link click.

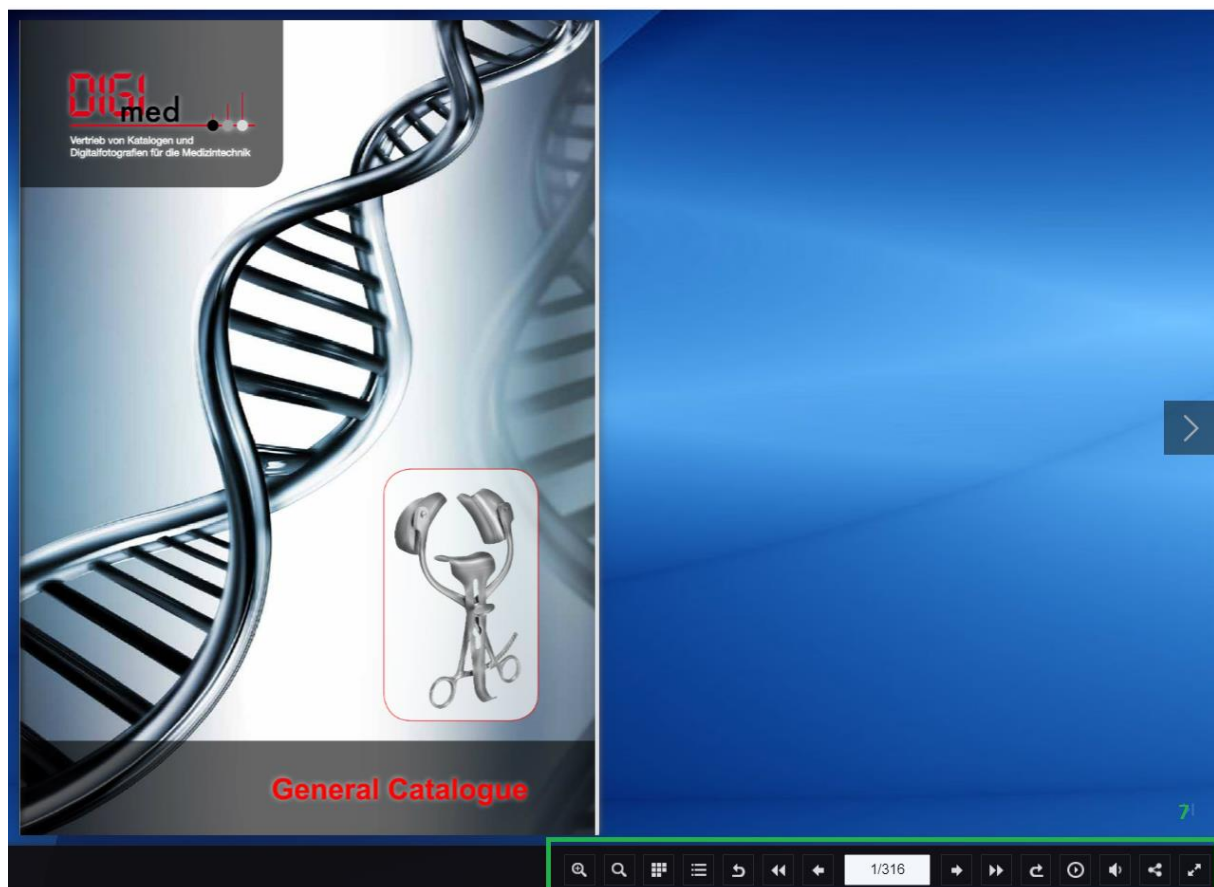


5. Now you will see the short description and the page with the online catalog. You can download catalogues in full view (new tab), full view (new window) or as PDF, see bottom left (number 6).



Please open the catalog of your choice with one of the options for better optimization.
(These steps are also applicable for full-text search)

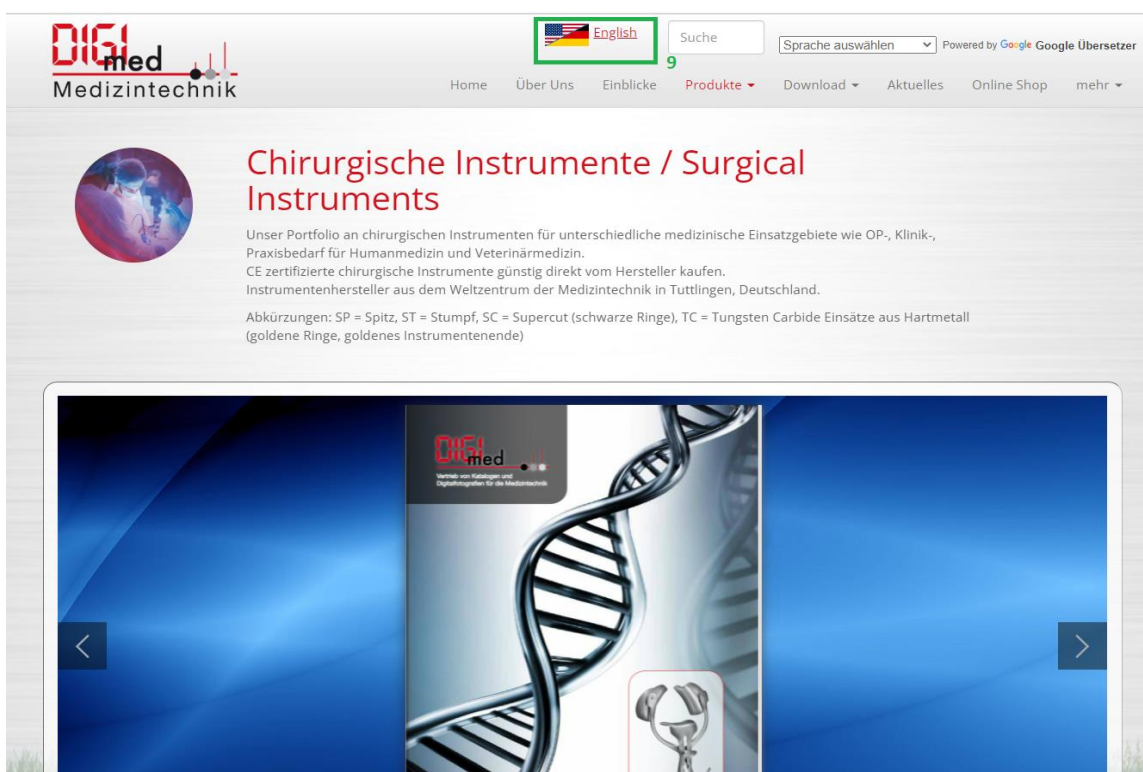
6. (with full view (new window) open): In the lower bar (number 7) functions are offered to better serve the online catalog. From the left Starting that one and off zoom symbols, one further to the right, the search function, the next symbol skips the thumbnails to the faster pages, the symbol to open the table of contents (if one exists), as well as you can take a step back/forward with the backwards or forwards symbol and jump back to the cover page or to the back with the symbol First/Last. Furthermore, you will find the number of pages in the white box and can manually enter the desired number of pages here. In addition, they can (if there is a sound recording), regulate the volume and share the link to the catalog (share). The end icon on the right is used to switch to fullscreen mode.



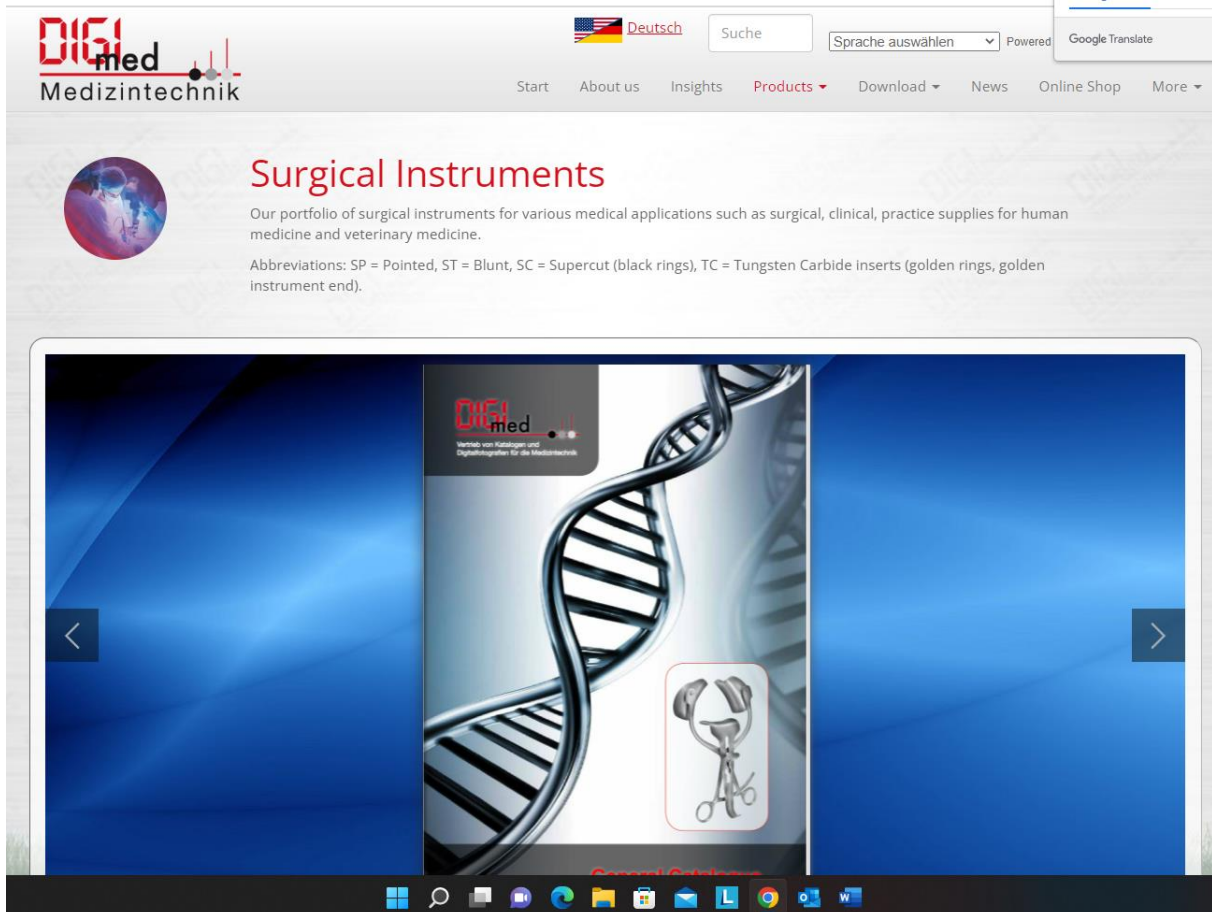
- To search the catalogue, please select the search icon in the bottom bar (number 8a). In the next step, write the search term in the search field (number 8b) and confirm with Enter. Now you will see a list of the pages in which the word you are looking for occurs (number 8c). Now select the desired result, the catalog will now open on the respective page.



- The catalogues can also be viewed in English. To do this, click on the flag icon (as shown in the figure below (number 9)).



Now the catalog page is output in English to output it again in German click on the flag icon again (All other functions as described above for the German catalog remain as they are.)



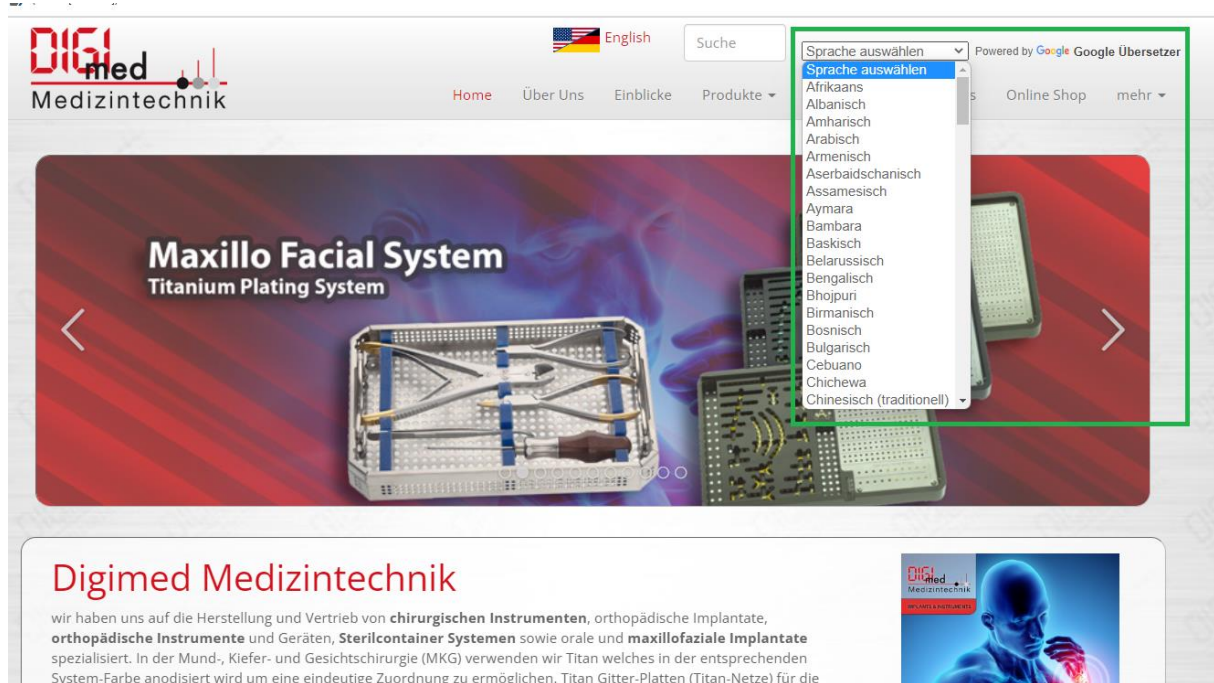
The screenshot shows the website interface with the following elements:

- Header:** Includes the DIGI med Medizintechnik logo, a language selector set to 'Deutsch' with a German flag icon, a search bar labeled 'Suche', a language dropdown menu labeled 'Sprache auswählen', and a 'Google Translate' button. Navigation links for 'Start', 'About us', 'Insights', 'Products', 'Download', 'News', 'Online Shop', and 'More' are also present.
- Surgical Instruments Section:**
 - Image:** A circular graphic showing a surgical instrument.
 - Section Title:** 'Surgical Instruments' in red.
 - Description:** 'Our portfolio of surgical instruments for various medical applications such as surgical, clinical, practice supplies for human medicine and veterinary medicine.'
 - Abbreviations:** 'Abbreviations: SP = Pointed, ST = Blunt, SC = Supercut (black rings), TC = Tungsten Carbide inserts (golden rings, golden Instrument end).'
- Image Slider:** A large slider image featuring a DNA double helix and a surgical instrument. The slider has left and right navigation arrows.
- Footer:** A Windows taskbar is visible at the bottom of the browser window.

Google Translation Tool

All texts on our homepage can be translated into different languages thanks to the Google translation tool.

To do this, click on the drop-down list (top right) on any page of our homepage and select your desired language. The page will then be displayed in the desired language.



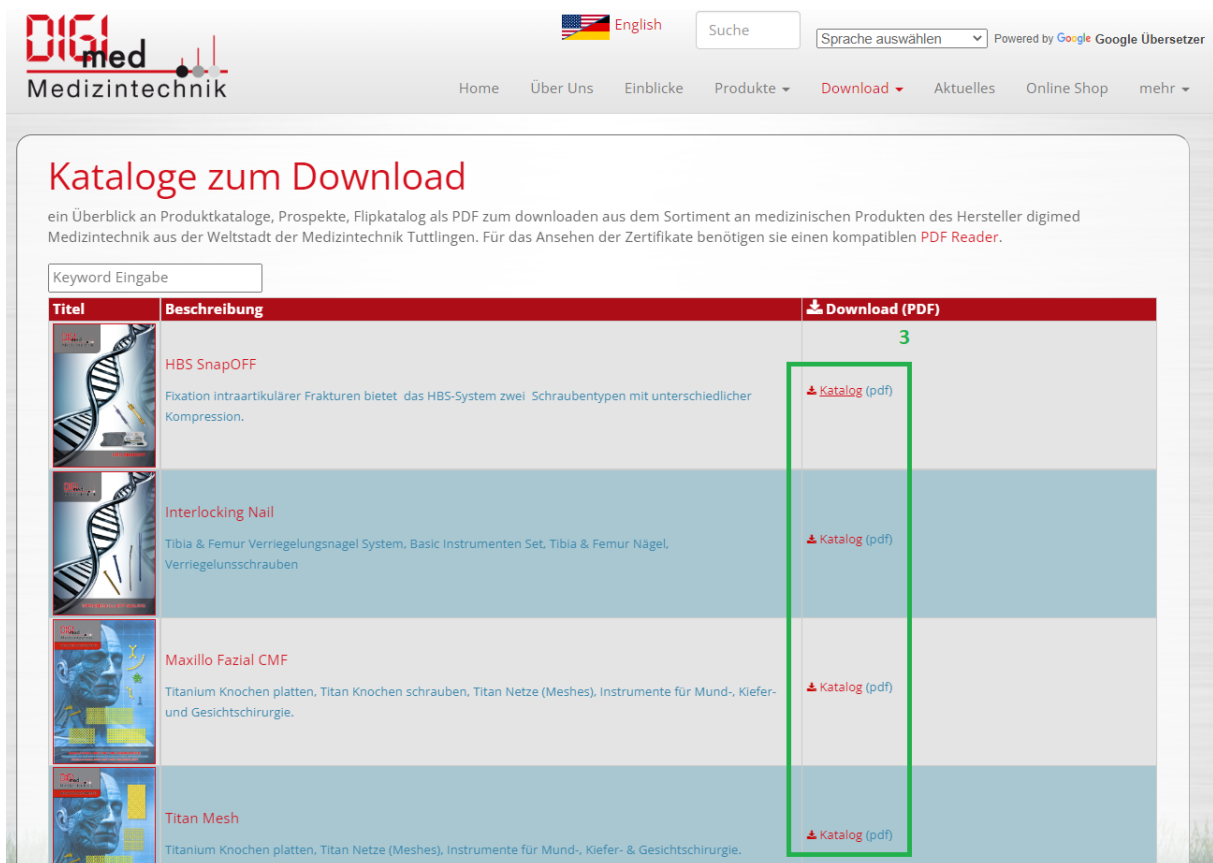
Download of catalogues and certificates etc.

Download catalogues

1. Click on the download button on our Digimed homepage (number 1).
You will now receive a preview of all documents that are available for you to download.
Select Catalogs to get to an overview of all catalogs (number 2).



2. You can now download all our catalogues individually as a PDF document by clicking on the respective download icon on the right (number 3).



Download of certificates

1. Click on the download button (number 1) on our homepage and select certificates (number 2).



2. Now you can download the individual certificates as a PDF document by clicking on the download icon (number 3). As soon as you click on the individual certificates below, you will receive a preview of the documents (number 4).

